

FUTURES techs

Precious Metals

Technical Analysis

14th February 2018

Contents:

Page 2 - Gold Futures

Page 3 - Silver Futures

Page 4 - Disclaimer

Written by

Clive Lambert MSTA MCSI



+44 (0)1702 813732



www.futurestechs.co.uk



clive@futurestechs.co.uk



@Futurestechs



Clive Lambert



Apple App Store



Android App Store



RSRCHXchange



ResearchPool



Thomson Reuters



- 6 Times Winner at the Technical Analyst Awards
- Best Commodities, Energy and Power Research 2015
- Best Independent Research House for Commodities 2017

FuturesTechs supports

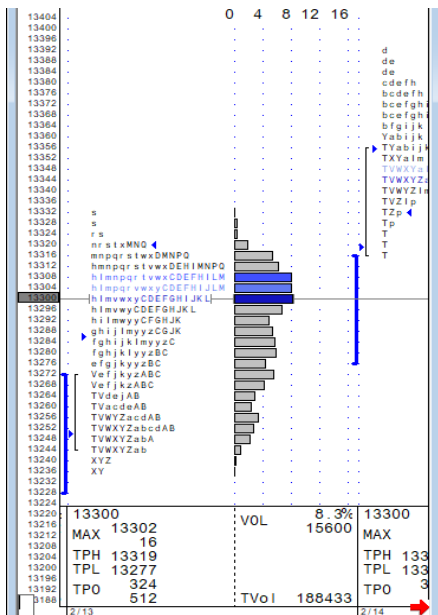


www.futuresforkids.org.uk

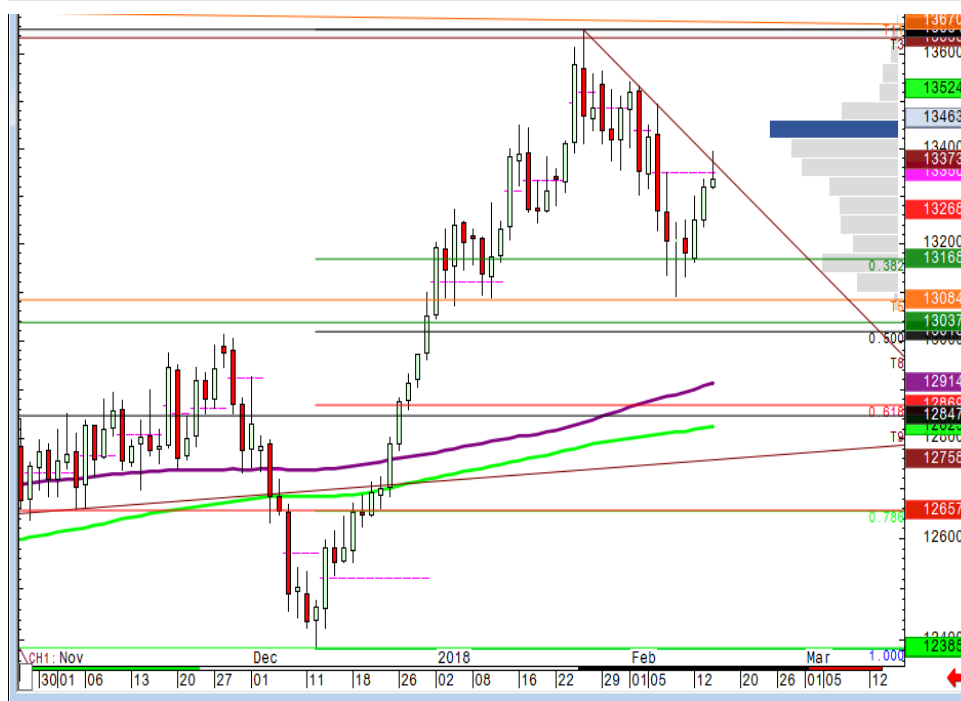
Gold Future (April '18)

14th February 2018

Yesterday's Market Profile



Daily Candlestick Chart



CQG Inc. © 2018 All rights reserved worldwide. <http://www.cqg.com>

Wed Feb 14 2018 09:25:25, CQG 18.10.8032

Comment

- ☒ Short Term Trend: Neutral – Bullish
- ☒ Medium Trend: Neutral - Bullish
- ☒ Candlestick charts say: *"(1308) came to the rescue and we bounced to retake 1316.8. We need to hold this level to give the bulls encouragement"* – another mixed session on Friday but we closed above 1308 and 1316.8 so we're prepared to give the bulls the benefit of the doubt. In overnight trade this was repaid in some measure with a spike up to 1330. Now we'd like to see 1335 retaken to suggest we can back to 1365.4 then start to think again about that big area of resistance up at 1380-1400.
- ☒ Profile charts say: 1319.6 is vacuum support on the overnight Profile.
- ☒ Summary: Holding 1316.8 and 1308 gives the bulls some hope.
- ☒ UPDATE: STILL WAITING for 1335 to be retaken properly to add weight to the idea that we're on our way higher once more. We're nudging higher for now.

Automated levels

Open	1325.0
High	1333.5
Low	1323.7
Close	1330.4
Change	0.30%
R3	1344.5
R2	1339.0
R1	1334.7
PP	1329.2
S1	1324.9
S2	1319.4
S3	1315.1
Y VAH	1332.0
Y POC	1330.8
Y VAL	1327.4
10 SMA	1329.0
20 SMA	1337.7
50 SMA	1311.1
ATR	15.87
RSI	52

Chart Levels/SkewBar

R7	1377.5
R6	1374.2
R5	1365.4
R4	1361
R3	1354.3
R2	1349.8
R1	1341
S1	1332.3
S2	1325
S3	1316-18
S4	1313.2
S5	1308-09
S6	1303
S7	1296



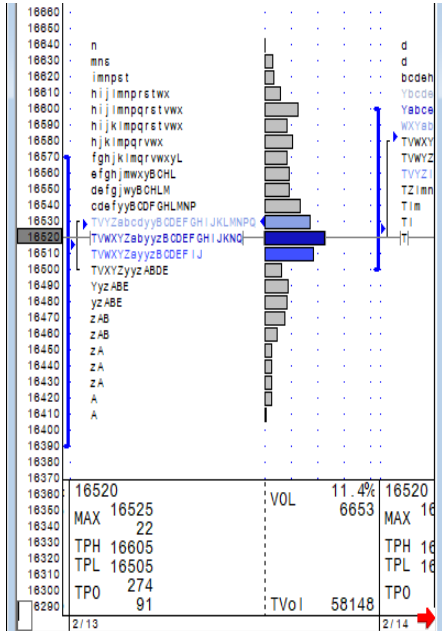
CQG Inc. © 2018 All rights reserved worldwide. <http://www.cqg.com> Wed Feb 14 2018 09:33:49, CQG 18.10.8032

Open	16.52
High	16.65
Low	16.41
Close	16.53
Change	-0.25%
R3	16.88
R2	16.76
R1	16.65
PP	16.53
S1	16.41
S2	16.29
S3	16.18
Y VAH	16.60
Y POC	16.53
Y VAL	16.51
10 SMA	16.55
20 SMA	16.87
50 SMA	16.68
ATR	0.36
RSI	45

Silver Future (March '18)

14th February 2018

Yesterday's Market Profile



CQG Inc. © 2018 Wed Feb 14 2018 09:27:17, CQG 18.10.8032


Comment

- ☒ Short Term Trend: Neutral – Bearish
- ☒ Medium Trend: Neutral
- ☒ Candlestick charts say: "We posted a Hammer yesterday to give the bulls some hope, but haven't retaken 16.45, so haven't even overcome the first hurdle.." – "Rinse and Repeat". Friday was another Hammer, but we're still shy of 16.45, so still a bit to do before we get confirmation that we may have bottomed.
- ☒ Profile charts say: 16.53 is vacuum resistance.
- ☒ Summary: A couple of hammer candles hint that we might be trying to bottom.
- ☒ UPDATE: The above is Monday's ramblings. 16.45 retaken! 16.53 retaken! The bulls are starting to tick some boxes, although 16.65 is now capping...

Chart Levels/SkewBar

R7	17.38
R6	17.23-27
R5	17.08
R4	17.00
R3	16.95
R2	16.75
R1	16.65
S1	16.45
S2	16.33
S3	16.20
S4	16.13
S5	15.92
S6	15.63
S7	15.42



Powered by CQG 

Disclaimer:

FuturesTechs.com Ltd is Authorised & Regulated by the Financial Conduct Authority. FCA registration number 460598.

This document is exclusively for the use of the person to whom it has been sent by email from FuturesTechs.com Ltd. The client will have been classified prior to as a private or an intermediate client. If an intermediate client you will be aware of the FCA and FOS services not provided. This communication has been prepared solely for information and data purposes and is not intended as an Invitation or Inducement with respect to the purchase or sale of any financial instrument. This communication should not be regarded as a substitute for the exercise by the recipient of its own judgement. Any reliance placed on the communication is at the reader's risk. Information and opinions have been obtained from sources believed to be reliable but no representation is made to their accuracy.

© 2000-18 FuturesTechs.com Ltd. No copy can be taken without prior written permission.
Charts © CQG, Inc. All rights reserved worldwide.