

FTSE Futures Technical Analysis

19th January 2017

Contents:

Page 2 – FTSE 100 Futures

Page 3 - Disclaimer

Written by

Clive Lambert MSTA MCSI

+44 1702 813732

info@futurestechs.co.uk



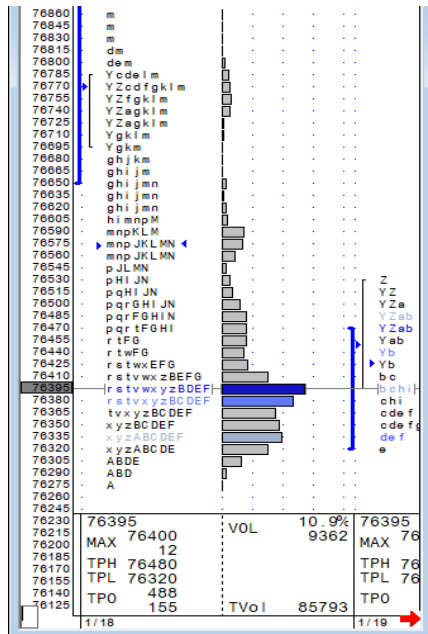
FuturesTechs is proud to support Futures for Kids. Please go to www.futuresforkids.org.uk to see what **YOU** can do!



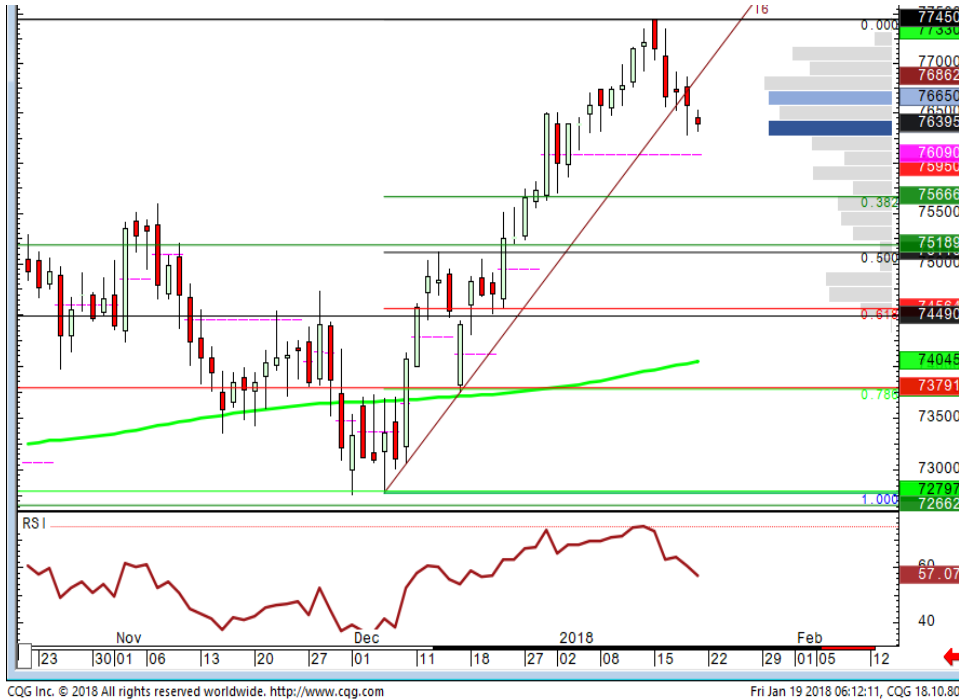
FTSE 100 Future (March '18)

19th January 2017

Yesterday's Market Profile



Daily Candlestick Chart



Comment

- Short Term Trend: Bullish but...
- Medium Term Trend: Bullish
- Candlestick Chart says: "That trendline is now at 7672 and may well start life above us this morning. We can confirm this trend break with a move through 7632. We can then target 7566-71. If THIS broke we'd look for more from the bears". - So trend support has broken. 7632 was cited as a bold support and this held yesterday so that's something for the bulls. If this breaks, as per the above, we'll look for 7566 next.
- Profile charts say: Not adding much for now. Back at the CHVN at 7640
- Summary: New all time highs to end 2017 and to start 2018. 7878-85 and 7951 are the next Fibonacci targets, but we have seen a bit of noise from the bears in the last few sessions. Let's see if the break of the short term uptrend line prompts anything sustained from the bears. A retracement wouldn't do any harm but the "rampant bull" trade on the other side of the pond may continue to keep us bid.


Automated levels

Open	7677.0
High	7686.0
Low	7628.5
Close	7657.5
Change	-0.19%
R3	7743.7
R2	7714.8
R1	7686.2
PP	7657.3
S1	7628.7
S2	7599.8
S3	7571.2
Y VAH	7643.0
Y POC	7640.0
Y VAL	7630.0
10 SMA	7680
20 SMA	7632
50 SMA	7464
ATR	43
RSI	59

Chart Levels/SkewBar

R7	7885
R6	7756
R5	7745*
R4	7735.5**
R3	7705
R2	7686
R1	7656
S1	7628-32
S2	7610-14
S3	7587
S4	7566-71
S5	7553
S6	7538
S7	7495



Powered by CQG 

www.FuturesTechs.co.uk

Disclaimer:

FuturesTechs.com Ltd is Authorised & Regulated by the Financial Conduct Authority. FCA registration number 460598.

This document is exclusively for the use of the person to whom it has been sent by email from FuturesTechs.com Ltd. The client will have been classified prior to as a private or an intermediate client. If an intermediate client you will be aware of the FCA and FOS services not provided. This communication has been prepared solely for information and data purposes and is not intended as an Invitation or Inducement with respect to the purchase or sale of any financial instrument. This communication should not be regarded as a substitute for the exercise by the recipient of its own judgement. Any reliance placed on the communication is at the reader's risk. Information and opinions have been obtained from sources believed to be reliable but no representation is made to their accuracy.

© 2000-18 FuturesTechs.com Ltd. No copy can be taken without prior written permission.
Charts © CQG, Inc. All rights reserved worldwide.