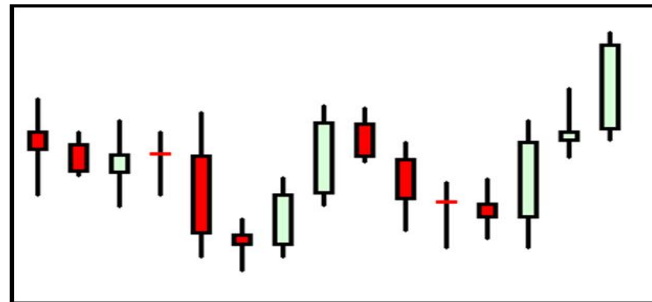


European Equity Futures Technical Analysis

13th March 2015

Celebrating 15 years Today!



Established 13th March 2000

Written by

Clive Lambert MSTA MCSI

+44 1702 482110

clive@futurestechs.co.uk



Contents:

Page 2 - DAX Futures

Page 3 – Eurostoxx 50 Futures

Page 4 - Disclaimer

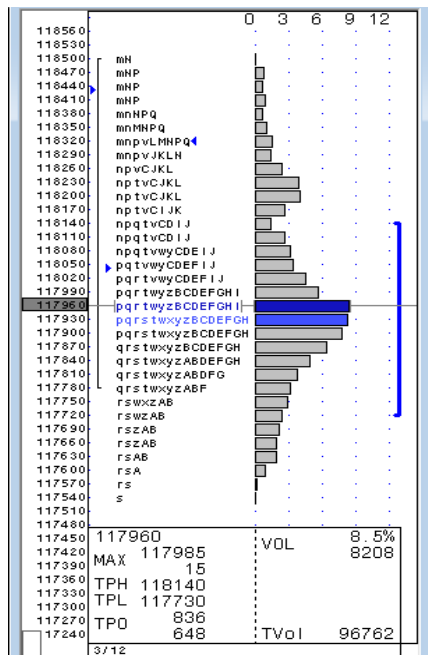


FuturesTechs is proud to support Futures for Kids. Please go to www.futuresforkids.org.uk to see what **YOU** can do!

DAX
Future
(March '15)

13th March 2015

Yesterday's Market Profile



Daily Candlestick Chart



Source: CQG Inc. © 2015 All rights reserved worldwide. <http://www.cqg.com>

Fri Mar 13 2015 06:17:55

Comment

- Short Term Trend: Bullish
- Medium Trend: Bullish
- Candlestick Chart says: "Our next upside target is 12120. Marabuzo support is 11680, and 11675 was support when we took a pause mid session on Wednesday, so this is a good area for dip buying attention. Yes, RSI is reading 76 on the daily, 777 on the weekly, and 78 on the monthly, and this says "unsustainable", but we'll look for the candles to give us an early warning that things are topping, and so far there is very little evidence of sellers being found" – Yesterday was a quiet day that left a small Hanging Man on the daily candle chart. Basis not even testing Marabuzo support at 11680 I'm not even going to consider the idea that this could be a reversal. That would be madness. Keep buying those dips.
- Profile charts say: 11795 is an early support, a building CHVN on the 20 day Profile.
- Summary: Bull trend continues unabated. Don't get in the way!

Automated levels

Open	11843.0
High	11852.0
Low	11756.5
Close	11832.5
Change	0.07%
R3	11966
R2	11909
R1	11871
PP	11814
S1	11775
S2	11718
S3	11680
Y VAH	11820.5
Y POC	11794.5
Y VAL	11776.5
10 SMA	11575
20 SMA	11340
50 SMA	10772
ATR	154
RSI	76

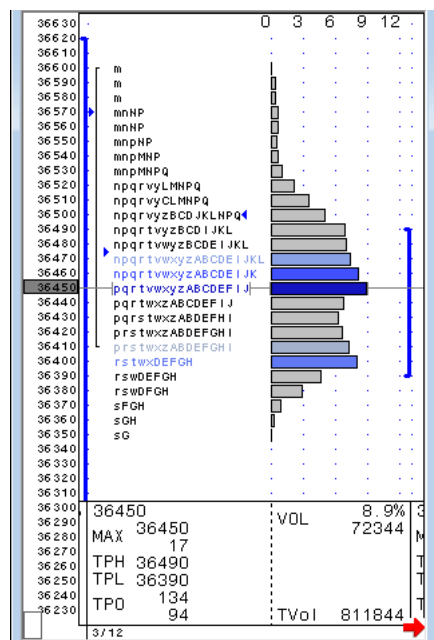
Chart Levels/SkewBar

R7	12385
R6	12347
R5	12242
R4	12120
R3	12000
R2	11881
R1	11854.5*
S1	11834
S2	11795
S3	11756.5
S4	11725
S5	11675-80
S6	11640
S7	11609.5

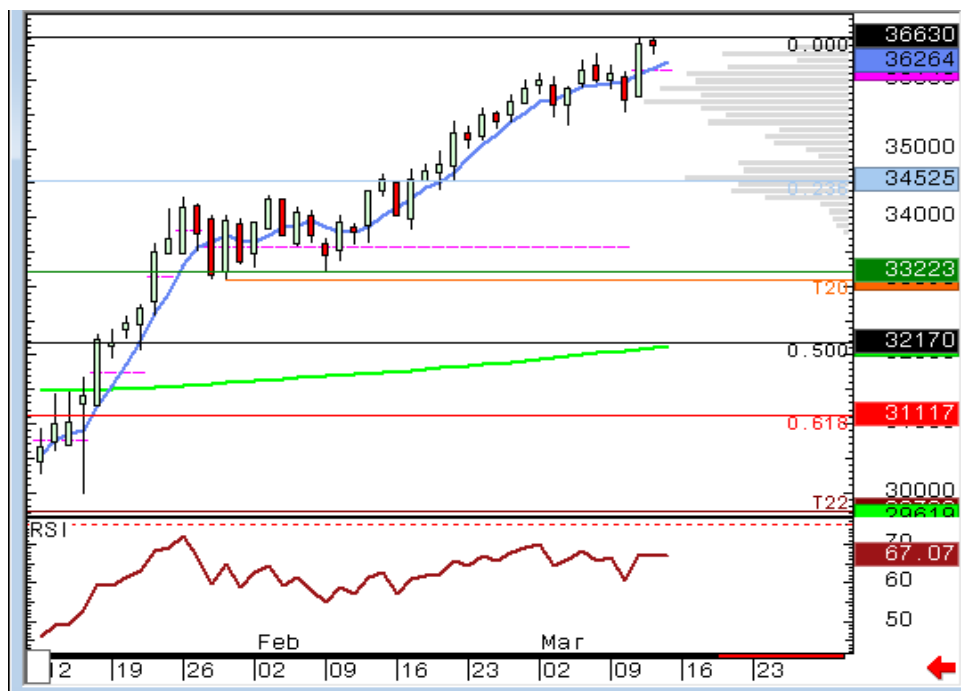
Eurostoxx 50
Future
(March '15)

13th March 2015

Yesterday's Market Profile



Source: CQG Inc. © 2015 Fri Mar 13 2015 06:30:11



Source: CQG Inc. © 2015 All rights reserved worldwide. <http://www.cqg.com> Fri Mar 13 2015 06:29:44

Comment

- ☒ Short Term Trend: Bullish
- ☒ Medium Trend: Bullish
- ☒ Candlestick Chart says: A large green candle on Wednesday was followed by a day of reflective ambivalence yesterday, or to put it another way we didn't make a new high but we didn't worry any support levels either, so we were probably just having a day off before making a new high for this move today on the way to 3879, the next resistance of note. We have bold supports at 3612-14, 3551 and 3523, and wouldn't be worried about the bull story unless all three of these gave way, hence we have an all green SkewBar...
- ☒ Profile charts say: Looking supportive. CHVNs finding buyers. High VPOCs, etc etc... 3648 is an early support today on this basis as we're building an HVN there.
- ☒ Summary: "A pullback wouldn't do any harm but they have been shallow of late"... and they still are!

Open	3657
High	3660
Low	3635
Close	3650
Change	-0.05%
R3	3687
R2	3673
R1	3662
PP	3648
S1	3637
S2	3623
S3	3612
Y VAH	3651
Y POC	3647
Y VAL	3641
10 SMA	3610
20 SMA	3559
50 SMA	3387
ATR	45
RSI	67

Chart Levels/SkewBar

R7	3879
R6	3806
R5	3798
R4	3748
R3	3724
R2	3700
R1	3663-66
S1	3648
S2	3635
S3	3624
S4	3612-14
S5	3589
S6	3566
S7	3551



Powered by  CQG

www.FuturesTechs.co.uk

Disclaimer:

FuturesTechs.com Ltd is Authorised & Regulated by the Financial Conduct Authority.

This document is exclusively for the use of the person to whom it has been sent by email from FuturesTechs.com Ltd. The client will have been classified prior to as a private or an intermediate client. If an intermediate client you will be aware of the FCA and FOS services not provided. This communication has been prepared solely for information and data purposes and is not intended as an Invitation or Inducement with respect to the purchase or sale of any financial instrument. This communication should not be regarded as a substitute for the exercise by the recipient of its own judgement. Any reliance placed on the communication is at the reader's risk. Information and opinions have been obtained from sources believed to be reliable but no representation is made to their accuracy.

© 2000-15 FuturesTechs.com Ltd. No copy can be taken without prior written permission.
Charts © CQG, Inc. All rights reserved worldwide.



FuturesTechs is proud to support Futures for Kids. Please go to www.futuresforkids.org.uk to see what **YOU** can do!